

1. 安全钢绳
2. 安全钢绳

您知道最常见的盗窃其实随处可见吗?

您去旅行，您住在旅馆房间里，把您的个人物品放在那里，以为这样很安全.....但您错了！有时，清洁人员可以在您不注意的情况下从您那里偷走一两张钞票。或者您的钱包可能在街上、工作场所甚至咖啡店被盗。我们见过很多熟练的扒手。如果您不加以警惕，只需一秒钟，您的钱包可能就不见了。

使用 **Bulkey Code Wallet**，您可以安全地保护您的个人物品，例如钱、卡、钥匙等。**Bulkey Code Wallet** 是一款小巧时尚的钱包，具有迷你便携式保险箱的功能。

其创新的锁定技术不允许其他人识别您的密码，并且您可以使用钢绳将其牢固地连接到任何物体上，例如包把手、背包带、拉链甚至是裤子的腰带环！

主要特点:

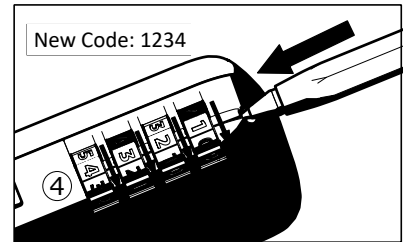
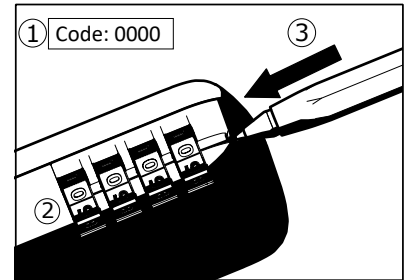
1. **4位数安全密码** - 猜测密码将花费大量时间，因为它有 10 000 种可能的组合。
2. **安全钢绳** - 可以将您的钱包牢固地连接到您选择的任何物品、包或其他物品上，从而杜绝扒手！
3. **抗冲击** - we are using high quality Polycarbonate material with one of the strongest characteristics of its kind. 我们使用的是具有最强特性之一的高品质聚碳酸酯材料。
4. **6 口袋/钱夹** - 您可以轻松找到您需要的卡片/账单。
5. **大内部空间** - 最多可容纳 10 张卡片或 40 张钞票。
6. **环保** - 不仅仅用料优质，这款钱包的每个部件都可以被完全回收利用。
7. **时尚的设计** - 一身完美的曲线
8. **方便的尺寸** - 您可以把它放在包里或口袋里
9. **您可以随时更改密码** - 参见第一点。
10. **时尚丝绒质地。** - 可用于其他个人物品

...相信您在开始使用 **Bulkey Code** 钱包后会发现更多功能。

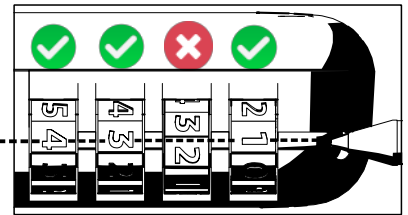
HOW TO USE

I. 第一次设置密码须知:

1. 钱包出厂设置密码为 0000
2. 将其调到 0000 的位置
3. 用尖的物体，（如钢笔）按下代码旁边角落上的按钮。按住它。
4. 按住时，设置您的新代码*

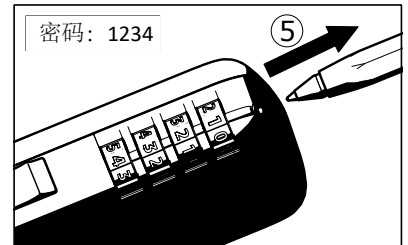


*确保新密码的数字正确对齐

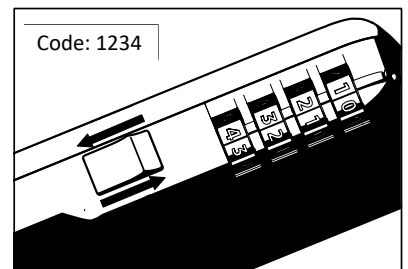


5. 设置好新密码后，释放按钮。 **

注意:
**注意不要从新密码中转动任何数字，直到按钮完全被释放。



6. 检查您的新密码是否设置正确，请按解锁按钮打开钱包。



II. Change your code later.

Isn't it better to always have the option to change your code whenever you want?

Repeat the steps from point I, but instead of 0000, enter your previous code

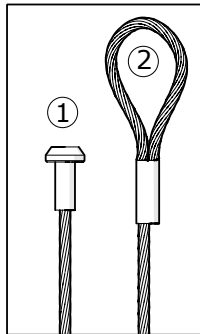
III. How do I unlock my Bulkey Code Wallet if I have forgotten my code?

YOU CAN'T. Don't be surprised. If you can open a code wallet without knowing the code, then thieves can do it as well. There is no way you can either see what the previous code was (as you can do on some other code-wallets on the market). We think that this is a serious security breach and that's why we thought about maximum security and the only way to open a Bulkey Code Wallet without knowing the code is to break it...
...or to guess the combination out of 10 000 possible ones.

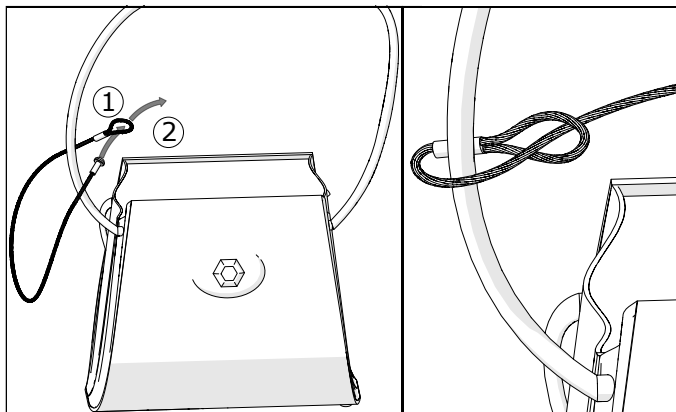
IV. How to attach the security steel cord?

No matter if your wallet is securely locked with a code, everybody can just grab it from your bag and steal it with all of your belongings inside. That's why we designed this security steel cord, as an innovative and easy way to secure additionally your wallet. It is made from high quality steel, which can't be easily cut.

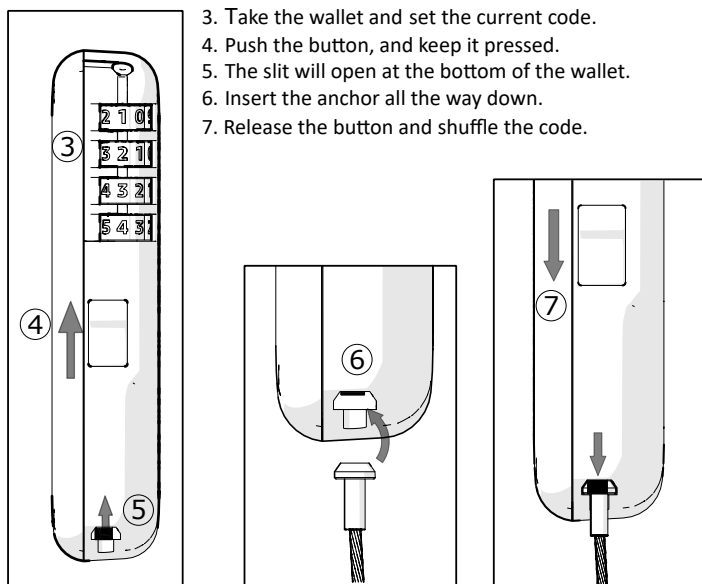
1. Take the cord and tie it around the object you wish, as shown in the picture. (It could be a bag handle, backpack straps, zips or even your pants' belt loop.)



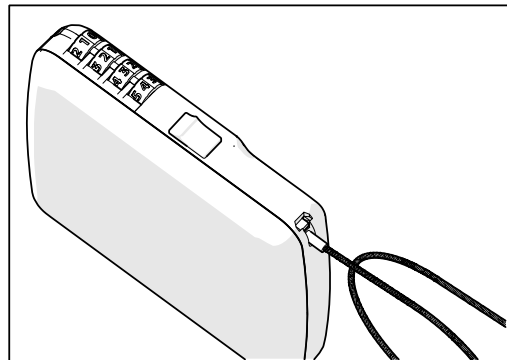
2. On the other end you will be left with a small steel anchor.



3. Take the wallet and set the current code.
4. Push the button, and keep it pressed.
5. The slit will open at the bottom of the wallet.
6. Insert the anchor all the way down.
7. Release the button and shuffle the code.



Done! Now your wallet is firmly attached to the steel cord. You can still safely open the wallet while it is connected by the cord. Keep in mind that every time you push the button (in combination with the right code) the tongue retracts, and the anchor will be unlocked for short moment.



V. Daily use

Due to its minimalist design and small size, Bulkey Code Wallet is convenient not only for travel, but also for daily use. When you use it daily in a safe environment, there is no need to enter the code every time. You can just set it once and then freely open and close the case, and use it as a regular stylish wallet.

Let's be honest...

As our clients are really important to us, we at Bulkey want to be completely honest with you. There are no unbreakable things. If the thieves have enough time and the right tools, they can break into everything. However, with our innovations, we have made it difficult enough for them to open or steal your Bulkey Code Wallet. In this way they will choose another, much easier victim, than you.

Now, enjoy the things that matter, as you have one thing less to worry about :)

BG: За да прочетете инструкциите на български, сканирайте QR кода или посетете линка по-долу.

CN: 要阅读中文说明, 请扫描二维码或访问以下链接。

DE: Um die Anleitung auf Deutsch zu lesen, scannen Sie den QR-Code oder besuchen Sie den unten stehenden Link.

EN: To see the full manual/videos scan the QR code or visit the link below.

ES: Para leer las instrucciones en español, escanee el código QR o visite el siguiente enlace.

FR: Pour lire les instructions en français, scannez le code QR ou visitez le lien ci-dessous.

IT: Per leggere le istruzioni in italiano, scansiona il QR code o visita il link sottostante.

IN: निर्देशों को हिंदी में पढ़ने के लिए क्यूआर कोड को स्कैन करें या नीचे दिए गए लिंक पर जाएं।

RU: Чтобы прочитать инструкцию на русском языке, отсканируйте QR-код или перейдите по ссылке ниже.

www.CodeWallet.eu/manual

